




(80, 150, 195 300)PN 25 1624

Universal bevel protractor with magnifying glass, with 4 rules (80, 150, 195 a 300mm) PN 25 1624

1093						
		1093	5'	0-360°		


(80, 150, 195 300)

Universal bevel protractor with magnifying glass, with 4 rules (80, 150, 200 a 300mm)


1093.20						
		1093.20	30"	0-360°	±5'/±0,08°	

0-180° PN 25 1613


Protractor 0-180° PN 25 1613

1089				mm		
		1089		120x200		
		NEW 1089.10		150x270		
		1090		200x290		
		1091		200x400		
		1090.10		210x393		
		1090.12		315x650		


Protractor for carpenters

1093.10				mm		
		1093.10	1°	500x500		

Digital protractor


1092.2				mm		
		1092.2	30"	254x254		

Wooden protractor

9002				mm		
		9002	30, 45, 60, 90°	250		




Twist drill grinding gauge

1121						
		1121	40, 50, 60, 70, 80, 90, 100, 110, 120, 130, 140°			

PN 25 1670


Feeler gauge set PN 25 1670

1131			mm	mm		
		1130	0,02-0,2	100	10	
		1131	0,05-1	100	20	
		1132	0,05-1	200	20	

Separate blades available


DIN 2275N ,

Feeler gauge set DIN 2275N 20blades, stainless steel


1131.10			mm	mm		
		1131.10	0,05-1	100	20	

DIN 1544 F

Non-magnetic Feeler gauge set DIN 1544 F


1129			mm	mm		
		1129	0,05-1	100	20	

Measuring wedge

1127.2			mm			
		NEW 1127.2	0,5-11	0,1mm		

—

Feeler gauge tape - set (330x100x110mm)


1134			mm	mm		
		1134	0,01 - 0,25	5000x13	15	

: 0,01 / 0,02 / 0,03 / 0,04 / 0,05 / 0,06 / 0,07 / 0,08 / 0,09 / 0,10 / 0,12 / 0,15 / 0,18 / 0,20 / 0,25.

Contens: 0,01/0,02/0,03/0,04/0,05/0,06/0,07/0,08/0,09/0,10/0,12/0,15/0,18/0,20/0,25.




Feeler gauge tape

	1134-0.02/D		mm	mm			
		1134-0.01/D	0,01	5000x13			
		1134-0.02/D	0,02	5000x13			
		1134-0.03/D	0,03	5000x13			
		1134-0.04/D	0,04	5000x13			
		1134-0.05/D	0,05	5000x13			
		1134-0.06/D	0,06	5000x13			
		1134-0.07/D	0,07	5000x13			
		1134-0.08/D	0,08	5000x13			
		1134-0.09/D	0,09	5000x13			
		1134-0.10/D	0,10	5000x13			
		1134-0.12/D	0,12	5000x13			
		1134-0.15/D	0,15	5000x13			
		1134-0.18/D	0,18	5000x13			
		1134-0.20/D	0,20	5000x13			
		1134-0.25/D	0,25	5000x13			
		1134-0.30/D	0,30	5000x13			
		1134-0.35/D	0,35	5000x13			
		1134-0.40/D	0,40	5000x13			
		1134-0.50/D	0,50	5000x13			
	1134-0.60/D	0,60	5000x13				
	1134-0.70/D	0,70	5000x13				
	1134-0.80/D	0,80	5000x13				
	1134-0.90/D	0,90	5000x13				
	1134-1.00/D	1,00	5000x13				


60°

Screw pitch gauge metric 60°

1123							
		1123					


55°

Gauge for Whitworth thread 55°

1122							
		1122					


2-12mm 30°

Gauge for trapez thread 2-12mm, 30°

1124							
		1124					


55° 60°

Gauge for twist drills 55° and 60°

1125							
		1125					




Universal gauge for all possible angled and square threads


1126 						
	1126					
	1127					

1-5

Welding gauge 1-5


1120.2 						
	1120.2					

Radius gauge set DIN

1140 		mm				
	1140	1 - 7	34			
	1141	7,5 - 15	32			
	1142	15,5 - 25	30			

CSN 25 4620 - Metric, CSN 25 4621 - Whitworth

Screw pitch gauge ČSN 25 4620 - Metric, ČSN 25 4621 - Whitworth

1146 						
	1146	0,4 - 7/mm	20	Metric		
	1147	4 - 62 t.p.i.	28	W / G		
	1148	0,25 - 6 mm./ 4 - 62 t.p.i.	58	W / M / G		